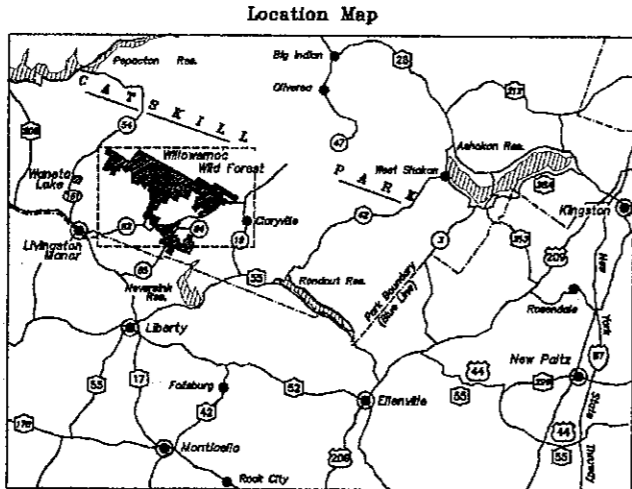
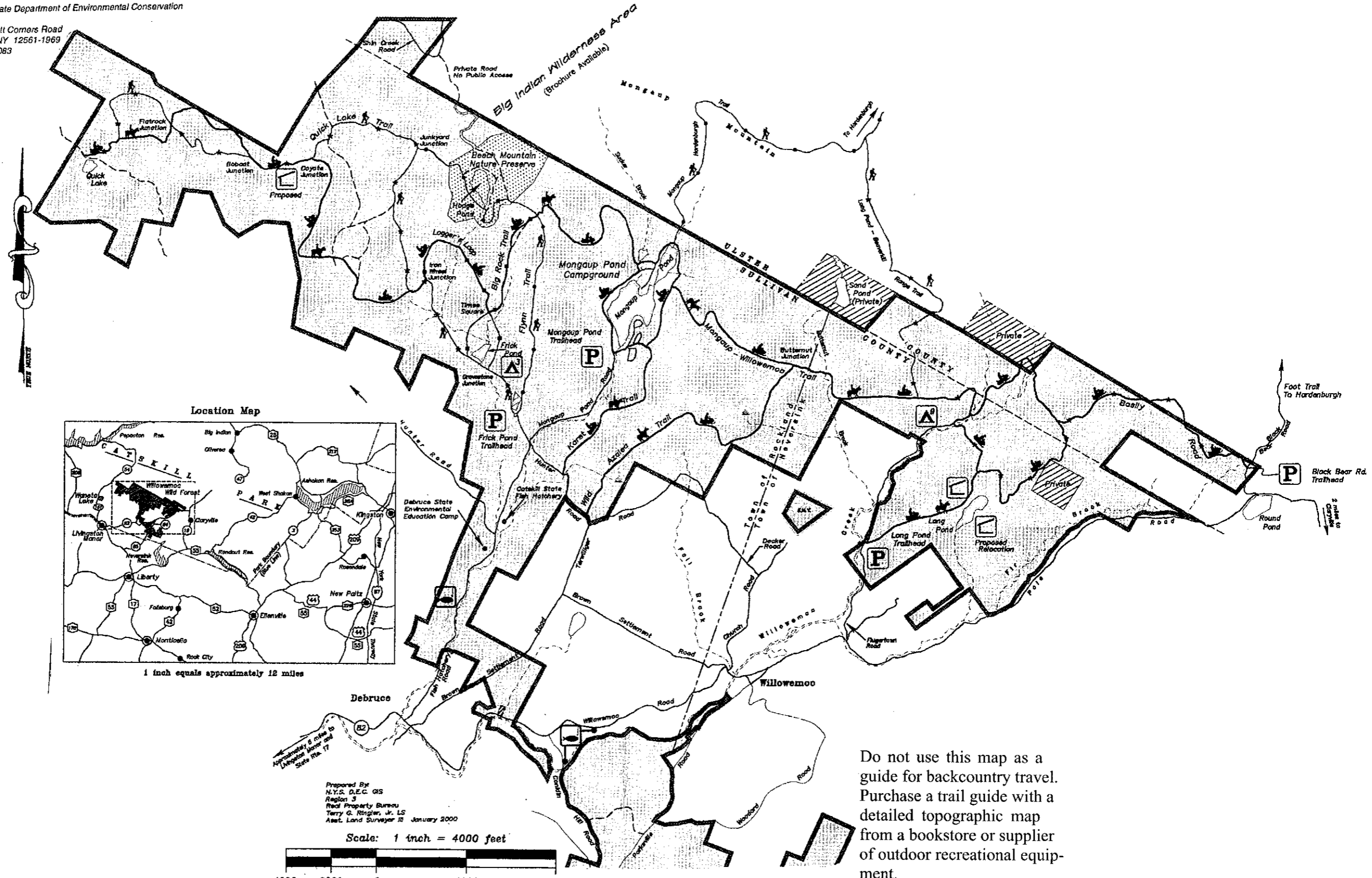


# Willowemoc Wild Forest

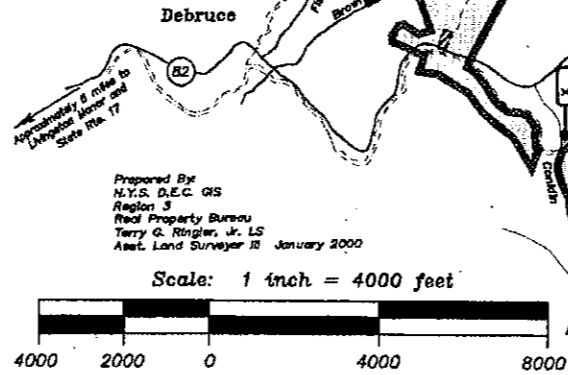


New York State Department of Environmental Conservation  
 Region 3  
 21 South Pult Corners Road  
 New Paltz, NY 12561-1969  
 (845) 256-3083

- Private Land Inholding (Private land completely surrounded by public land)
- Beech Mountain Nature Preserve - Private land with an easement allowing for public use:
  - No hunting or trapping
  - Foot travel only, stay on marked hiking trail unless fishing at Hodge Pond
- Hiking/Cross Country Ski Trail - Blue Markers
- Hiking/Cross Country Ski Trail - Red Markers
- Hiking/Cross Country Ski Trail - Yellow Markers
- Snowmobile Trail - Orange Markers
- Horse Trail
- Unmarked Trail/Old Road
- Wild Forest Property Boundary
- Designated Campsite
- Lean-to Location
- Designated Parking Area
- Fishing Access Parking Area



1 inch equals approximately 12 miles



Do not use this map as a guide for backcountry travel. Purchase a trail guide with a detailed topographic map from a bookstore or supplier of outdoor recreational equipment.